

# SIYARAM INDIA LIMITED

**(1)(a) Statement showing Shareholding Pattern as on 31-12-2016**

Category code (I)	Category of shareholder (II)	Number of shareholders (III)	Total number of shares (IV)	Number of shares held in dematerialized form (V)	Total shareholding as a percentage of total number of shares		Shares Pledged or otherwise encumbered	
					As a percentage of (A+B) (VI)	As a percentage of (A+B+C) (VII)	Number of shares (VIII)	As a percentage (IX) = (VII)/(VIII)*100
(A)	Shareholding of Promoter and Promoter Group <sup>6</sup>							
(1)	Indian			0			0	0
(a)	Individuals/ Hindu Undivided Family	7	96100		3.07	3.07	0	0
(b)	Central Government/ State Government(s)	0	0	0	0	0	0	0
(c)	Bodies Corporate	1	1040000	0	33.26	33.26	0	0
(d)	Financial Institutions/ Banks	0	0	0	0	0	0	0
(e)	Any Other							

SIYARAM INDIA LIMITED

For SIYARAM INDIA LIMITED

*Sunit*

Director

	Directors & their relatives							
	Sub-Total (A)(1)	8	1136100	0	36.33	36.33	0	0
(2)	Foreign							
(a)	Individuals (Non-Resident Individuals/ Foreign Individuals)	0	0	0	0	0	0	0
(b)	Bodies Corporate	0	0	0	0	0	0	0
(c)	Institutions	0	0	0	0	0	0	0
(d)	Any Other (specify)	0	0	0	0	0	0	0
	Sub-Total (A)(2)	0	0	0	0	0	0	0
	Total Shareholding of Promoter and Promoter Group (A)= (A)(1)+(A)(2)							
(B)	Public shareholding <sup>7</sup>							
(1)	Institutions							
(a)	Mutual Funds/ UTI	0	0	0	0	0	0	0
(b)	Financial Institutions/ Banks						0	0
(c)	Central Government/ State Government(s)	0	0	0	0	0	0	0
(d)	Venture Capital Funds	0	0	0	0	0	0	0
(e)	Insurance Companies	0	0	0	0	0	0	0
(f)	Foreign Institutional	0	0	0	0	0	0	0

SIYARAM INDIA LIMITED

For SIYARAM INDIA LIMITED

*Smit*

Director

	Investors							
(g)	Foreign Venture Capital Investors	0	0	0	0	0	0	0
(h)	Any Other (specify)	0	0	0	0	0	0	0
	Sub-Total (B)(1)					0	0	
(2)	Non-institutions							
(a)	Bodies Corporate					0	0	
(b)	Individuals -	253275	0	8.09	8.09			
	i. Individual shareholders holding nominal share capital up to Rs. 1 lakh.					0	0	
	ii. Individual shareholders holding nominal share capital in excess of Rs. 1 lakh.	889000	0	28.42	28.42	0	0	
(c)	Any Other (specify)							
(d-i)	Trust					0	0	
(d-ii)	HUF					0	0	
(d-ii)	NRI					0	0	
	Sub-Total (B)(2)					0	0.00	
	Total Public Shareholding (B)= (B)(1)+(B)(2)	1142275		36.51	36.51	0	0	
	TOTAL (A)+(B)	2278375	0	72.86	72.86	0	0	
(C)	Shares held by Custodians and against which Depository Receipts have been issued	0	0	0	0	0	0	

SIYARAM INDIA LIMITED

For SIYARAM INDIA LIMITED

*Sunit*

Director

(1)	Promoter & Promoter Group	0	0	0	0	0	0	0
(2)	Public	0	0	0	0	0	0	0
	Grand Total (A)+(B)+(C)		2278375		72.86	72.86		

(I)(b) Statement showing Shareholding of persons belonging to the category "Promoter and Promoter Group" 31.12.2016

(I) Statement showing Shareholding of persons belonging to the category "Promoter and Promoter Group"											
Sr. No.	Name of the shareholder	Details of shares held		Shares pledged or otherwise encumbered			Details of Warrants		Details of Convertible Securities held		Total shares as a % of diluted share capital *
		No. of shares	As a % of grand total (A)+(B)+(C)	No. of shares held	As a %	As a % of grand total (A)+(B)+(C) of sub clause (I)(a)	No. of Warrants	As a % of total no. of warrant of same class	No. of convertible securities held	As a % of total no. of convertible of same class	
1.	Vipin kumar	2600	0.08								0.08
2.	YP chawla	70300	2.24								2.24
3.	JP chawla	10300	0.33								0.33
4.	KL chawla	2600	0.08								0.08
5.	Siya Ram fincap ltd	1040000	33.25								33.25
6.	Kamlesh takkar	2600	0.08								0.08

SIYARAM INDIA LIMITED

For SIYARAM INDIA LIMITED



Director




7	HR takkar	2600	0.08						0.08
8	Neelam chawla	5100	0.16						0.16
<b>TOTAL</b>		<b>1136100</b>	<b>36.33</b>						<b>36.33</b>

<b>(I)(c) Statement showing Shareholding of persons belonging to the category "Public" and holding more than 1% of the total number of shares 31.12.2016</b>									
Sr. No.	Name of the shareholder	No. of shares	Shares as a % of total no. of shares {Grand Total (A) + (B) + (C) indicated in Statement at para (I)(a) above}	Details of Warrants		Details of convertible securities held		Total shares as a % of diluted share capital	
				No. of warrants	As a % of total no. of warrants of same class	No. of convertible securities held	As a % of total no. of securities of same class		
1.	Asha Gulati	100000	3.19	0	0	0	0	3.19	
2.	Sanjay Gulati	150000	4.80	0	0	0	0	4.80	
3.	Sudarshan Gulati	150000	4.80	0	0	0	0	4.80	
4.	N.K Gulati	339000	10.84	0	0	0	0	10.84	
5	Amrit Lal Arora	167400	5.35	0	0	0	0	5.35	
6	Vimal Arora	167400	5.36					5.36	
7	Devi Ditta Mal	100500	3.21					3.21	
8	Rajdeep Arora	150700	4.82					4.82	
<b>TOTAL</b>		<b>1325000</b>	<b>42.37</b>	<b>0</b>	<b>0</b>	<b>0</b>	<b>0</b>	<b>42.37</b>	

<b>(I)(c) Statement showing holding of securities (including shares, warrants &amp; convertible securities) of persons (together with PAC) belonging to the category "Public" and holding more than 5% of the total number of shares 31.12.2016</b>								
Sr. No.	Name of the shareholder	No. of shares	Shares as a % of total no. of shares {i.e., Grand Total (A)+(B)+(C) indicated in Statement at para (I)(a) above}	Details of Warrants		Details of convertible securities held		Total shares as a % of diluted share capital ^
				No. of warrants	As a % of total no. of warrants of same class	No. of convertible securities held	As a % of total no. of securities of same class	
1	AMRIT LAL ARORA	167400	5.36	N.A.	N.A.	N.A.	N.A.	5.36
2	N K Gulati	339000	10.84	N.A.	N.A.	N.A.	N.A.	10.84
3	VIMAL ARORA	167400	5.36					5.36
<b>TOTAL</b>		<b>673800</b>	<b>21.55</b>	<b>N A</b>	<b>N A</b>	<b>N A</b>	<b>N A</b>	<b>21.55</b>

SIYARAM INDIA LIMITED

For SIYARAM INDIA LIMITED



Director

(I)(d) Statement showing details of locked-in shares			
Sr. No.	Name of the shareholder	No. of locked-in shares	Locked-in shares as a percentage of total number of shares {i.e. Grand Total (A)+(B)+(C) indicated in Statement at para (I)(a) above}
1	N.A.	N.A.	N.A.
	<b>Total</b>	N.A.	N.A.

(II)(a) Statement showing details of Depository Receipts (DRs) - NOT APPLICABLE				
Sr. No.	Type of outstanding DR (ADRs, GDRs, SDRs, etc.)	No. of outstanding DRs	No. of shares underlying outstanding DRs	Shares underlying outstanding DRs as a % of total no. of shares {i.e., Grand Total (A)+(B)+(C) indicated in Statement at para (I)(a) above}
1	N.A.	N.A.	N.A.	N.A.

(II)(b) Statement showing Holding of Depository Receipts (DRs), where underlying shares are in excess of 1% of the total number of shares - NOT APPLICABLE				
Sr. No.	Name of the DR Holder	Type of outstanding DR (ADRs, GDRs, SDRs, etc.)	Number of shares underlying outstanding DRs	Shares underlying outstanding DRs as a percentage of total number of shares {i.e., Grand Total (A)+(B)+(C) indicated in Statement at para (I)(a) above}
1	N.A.	N.A.	N.A.	N.A.

SIYARAM INDIA LIMITED

For SIYARAM INDIA LIMITED

*Sunit*

Director

**INTRODUCTORY SUB-TABLE (I)(A)**

Scrip Code:                      Scrip Name: SIYARAM INDIA LTD

Scrip Type :- Equity

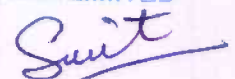
As on

31.12.2016

<b>Partly paid-up shares:-</b>	<b>No. of partly paid-up shares</b>	<b>As a % of total no. of partly paid-up shares</b>	<b>As a % of total no. of shares of the company</b>
Held by promoter/promoter group	0	0	0
Held by public	848625	100	27
<b>Total - D</b>	<b>848625</b>	<b>100</b>	<b>27</b>
<b>Outstanding convertible Securities:-</b>	<b>No. of outstanding Convertible Securities</b>	<b>As a % of total no. of outstanding Convertible Securities</b>	<b>As a % of total no. of shares of the company, assuming full conversion of the Convertible Securities</b>
Held by promoter/promoter group	0	0	0
Held by public	0	0	0
<b>Total - E</b>	<b>0</b>	<b>0</b>	<b>0</b>
<b>Warrants:-</b>	<b>No. of warrants</b>	<b>As a % of total no. of warrants</b>	<b>As a % of total no. of shares of the company, assuming full conversion of warrants</b>
Held by promoter/promoter group	0	0	0
Held by public	0	0	0
<b>Total - F</b>	<b>0</b>	<b>0</b>	<b>0</b>
<b>Total paid-up capital of the company, assuming full conversion of warrants and convertible securities (Grand Total (A+B+C)+ D+E+F )</b>	<b>3127000</b>		

SIYARAM INDIA LIMITED

For SIYARAM INDIA LIMITED




Director

**List of Top 10 shareholders as on Dec. 31st 2016**

Sl. No.	Name of Shareholder	No. of Shares	Percentage of Total Paid up Capital
1.	Siya Ram Fincap Ltd.	1040000	33.26
2.	Amrit Lal Arora	167400	5.36
3.	N K Gulati	339000	10.84
4.	Sanjay Gulati	150000	4.80
5.	Sudarshan Gulati	150000	4.80
6.	Asha Gulati	100000	3.20
7.	Y.P Chawla	70300	2.25
8.	Rajdeep Arora	150700	4.82
9.	Devi Ditta Mal	100500	3.21
10.	Vimal Arora	167400	5.36
	TOTAL	2435300	77.88

**SIYARAM INDIA LIMITED**

For SIYARAM INDIA LIMITED



Director